

# ADX20i/ADX20iP Condenser Instrument Microphone

## OVERVIEW

Designed, assembled and tested by Audix in the USA, the ADX20i is a miniaturized condenser microphone used for professional stage and studio applications. The ADX20i is known for its clarity, excellent transient response, resistance to feedback, SPL handling and ease of operation. The ADX20i is primarily used for miking saxophone and other brass instruments.

The ADX20i is characterized with a uniformly controlled cardioid polar pattern. This provides excellent isolation and feedback control on stage as well as natural sound reproduction at very close distances.

With a smooth and accurate response over a frequency range of 40 Hz - 20 kHz, the ADX20i is lightweight, compact and simple to use. Housed in an aluminum ring and isolated by means of a rubber shock mount system, the ADX20i comes with a spring tension gooseneck clip (MC20i) for easy mounting to the bell of an instrument. A number of optional accessories are available, which allows for the ADX20i to be used on a microphone stand for a wider variety of applications.

The ADX20i is designed for use with Audix wireless systems. The ADX20iP is designed for use with a standard microphone cable. The ADX20iP operates on phantom voltage of 5-52 Volts and is supplied with a phantom power adapter (APS910), 6' integrated microphone cable, gooseneck clip (MC20i) and carrying pouch.

## MODELS

**ADX20i** - Includes mic with 6' cable, gooseneck clip and windscreen

**ADX20iP** - Same as above with phantom power adapter (APS910)

## SUPPLIED ACCESSORIES

**APS910** - Phantom power adapter

**MC20i** - Gooseneck clip with shock mount. Butterfly clamp attaches to bell of horn.

**P1** - Carrying pouch.

**WS10** - External foam windscreen for reducing wind, sibilance, and pop noise.

## OPTIONAL ACCESSORIES

**MCMICRO** - Microphone stand adapter for The Micros™ series. Fits any 12 mm diameter microphone.

**SMTMICRO** - Optional mic stand adapter with rubber shock mount housed within an aluminum ring. Attaches to any standard 5/8" threaded microphone stand.



## FEATURES

- Miniature condenser clip-on microphone
- Can be used wired or wireless
- Natural, accurate sound reproduction
- Butterfly type clip ideal for brass instruments
- Rubber shock mount system reduces vibration
- Designed, assembled & tested in the USA
- 3 year warranty

## APPLICATIONS

- Saxophone
- Trombone, trumpet
- Room ambience, recording
- Accordion
- Cello, upright bass



APS910



MC20i



P1



WS10



MCMICRO



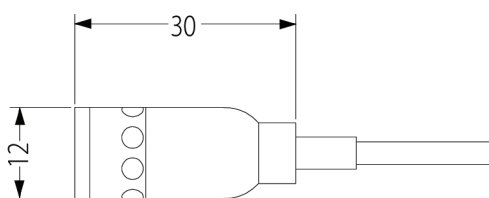
SMTMICRO

# ADX20iP

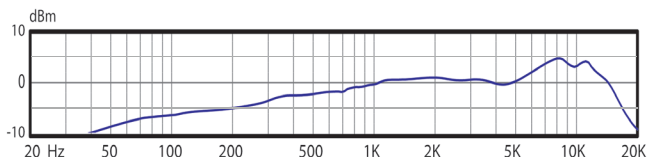
## SPECIFICATIONS

Transducer Type	Pre-Polarized Condenser
Frequency Response	40 Hz - 20 kHz
Polar Pattern	Cardioid
Output Impedance	250 ohms
Sensitivity	Cardioid - 6 mV / Pa @ 1k Hypercardioid - 5.6 mV / Pa @ 1k
Equivalent Noise Level	<29 dB (A-weighted)
Signal to Noise Ratio	>65 dB
Maximum SPL	≥135 dB
Power Requirements	9-52 V phantom
Connector	Shielded 6' terminating to a miniature 3 pin XLRf
Polarity	Positive pressure on diaphragm produces positive voltage on pin 2 relative to pin 3
Materials / Finish	Machined Brass Capsule / Black Finish
Weight	48 g / 1.7 oz
Length	29 mm / 1.14 in

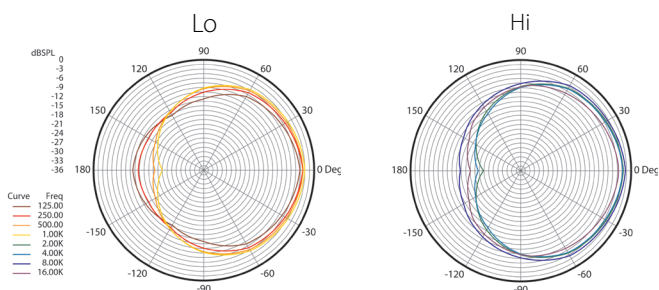
## DIMENSIONS (mm)



## FREQUENCY RESPONSE



## POLAR PATTERNS



**PRODUCT REGISTRATION:** Please register your product online at [www.audixusa.com/docs\\_12/about/product\\_registration.shtml](http://www.audixusa.com/docs_12/about/product_registration.shtml).

**SERVICE AND WARRANTY:** This microphone is under warranty for a period of 3 years to be free of defects in material and workmanship. In the event of a product failure due to materials or workmanship, Audix will repair or replace said product at no charge with proof of purchase. Audix does not pay or reimburse shipping costs for warranty repairs or returns. The warranty excludes any causes other than manufacturing defects, such as normal wear, abuse, environmental damage, shipping damage or failure to use or maintain the product per the supplied instructions. No Implied Warranties: All implied warranties, including but not limited to implied warranties of merchantability and fitness for a particular purpose are hereby excluded. The liability of Audix, if any, for damages relating to allegedly defective products shall be limited to the actual price paid by Dealer for such products and shall in no event include incidental or consequential damages of any kind. Should your microphone fail in any way, please contact the Audix Service department at 503.682.6933. A Return Authorization is required before returning any product. OTHER THAN THIS WARRANTY, AUDIX MAKES NO WARRANTIES, EXPRESS OR IMPLIED, WITH RESPECT TO THE PRODUCTS, THE USE OF THE PRODUCTS, THE PERFORMANCE OF THE PRODUCTS. AUDIX SHALL NOT BE LIABLE FOR SPECIAL INCIDENTAL, CONSEQUENTIAL, INDIRECT OR SIMILAR DAMAGES ARISING FROM OR BASED ON THE SALE, USE, STORAGE OR DISPOSAL OF THE PRODUCTS, AUDIX'S SERVICE WORK, BREACH OF WARRANTY, BREACH OF CONTRACT. NEGLIGENCE, OR ANY OTHER THEORY OF LIABILITY, EVEN IF AUDIX HAS BEEN ADVISED OF THE POSSIBILITY OF SUCH DAMAGES.

## ARCHITECT AND ENGINEER SPECIFICATIONS

The microphone shall be of the condenser type with a modular threaded capsule. The microphone shall be available in a hypercardioid polar pattern and shall have a 6' cable terminating in a mini-XLR female connector. The microphone shall have a sensitivity of 6 mV / Pa and a nominal impedance of 250 ohms at 1 kHz. The microphone shall have a maximum SPL level of 135 dB at 0.5% THD and shall be machined out of brass with a length of 30 mm and a capsule diameter of 12 mm.

## OPERATION AND MAINTENANCE

The ADX20i is designed to plug directly into the bodypack of a wireless system. For wired applications see the ADX20iP.

The ADX20iP is a low impedance microphone and should be plugged into a "mic level" input on your console, mixer, or recording device. The ADX20iP requires phantom power and will NOT operate without phantom power voltage (minimum of 5 - 52 Volts) which is available on most professional mic preamps and mixing devices. If phantom power is not available on your equipment, you may use the APS910. Avoid plugging or unplugging the microphone from a PA system unless the channel is muted or the volume of the system is turned down. Failure to do so may result in a loud "popping" noise which could seriously damage the speakers in the PA system.

**APS910 phantom power supply:** Note that the mini XLRf connector at the end of the ADX20i mic cable plugs into mini XLRm side of the APS910 phantom power adapter. From there, plug a standard XLR-XLR microphone cable to complete the connection from the APS910 to the mixing board.

**Important:** Be sure that the round ports on the microphone capsule always remain exposed and do not get covered up in any way by the shockmount in the clip.

The ADX20i is manufactured to exacting specs with roadworthy construction. However, the capsule is highly sensitive and should be handled with care. Avoid extreme temperatures and be sure to store your microphone in the pouch provided when not in use. Moisture of any kind can adversely effect the sound and performance of your microphone.

## USER TIPS

**Saxophone and brass:** For the most accurate and natural sound the mic should be positioned towards, but not inside, the bell. Some experimentation may be required to find the proper blend between the instrument and the room.

When striving for greater isolation on stage and higher gain before feedback, the hypercardioid capsule may be more helpful. The ADX20iP can be used on a mic stand or mic bar for stereo recording (see accessories for mic stand adapters).

**Live sound:** In general, when using multiple mics on a stage for live sound, position the mics at least 2-3 feet apart from each other to avoid phase cancellation issues.

Further miking techniques may be found at [www.audixusa.com](http://www.audixusa.com).