

HT7 Single Ear Headworn Miniaturized Microphone

OVERVIEW

The HT7 is a professional single ear headworn condenser microphone designed for stage, presentation and broadcast applications. The professional-grade omnidirectional HT7 features a comfortable ear piece that can be worn around either the left or right ear and a durable and adjustable length boom arm. The HT7 may be used wireless or wired with optional phantom power adapter. Engineered for use with wireless body pack systems such as Audix Performance Series wireless systems, the HT7 can be used with other brands of wireless body packs. A selection of adapters is available depending on the input connectors of the body pack. The HT7 is available in two colors—beige and black.



SUPPLIED ACCESSORIES

Adapter - 3-pin XLRf or 4-pin XLRf based on model selected

P1 - Carrying pouch

Windscreen - external foam windscreen for reducing wind, sibilance and pop noise

MODEL VARIATIONS

HT7BG3P - Single ear, beige with removable 1.2 M (4 ft) cable, 3-pin mini XLR screw-on connector for B60 wireless bodypack transmitter (may be combined with APS910 or APS911 for wired applications)

HT7B3P - Same as HT7BG3P in black

HT7BG4P - Single ear, beige with removable 1.2 M (4 ft) cable, 4-pin mini XLR screw-on connector

HT7B4P - Same as HT7BG4P in black

OPTIONAL ACCESSORIES

APS910 - 48 V phantom power adapter for use with electret condenser microphones.

APS911 - Optional phantom power adapter for use with electret condenser microphones. Runs on AA batteries when phantom power is not available. Features on/off switch and bass roll-off filter.

ADPHT73PIN - Screw-on adapter for B60 bodypack which uses a 3-pin mini XLRf connector. Also for use with the APS910 and APS911 phantom power adapters

ADPHT74PIN - Screw-on adapter for body packs that require a 4-pin mini XLRf connector

ADPHT725 - Screw-on adapter for body packs that require a 2.5 mm connector

CCLIPBE - Collar clip beige

CCLIPBL - Collar clip black

FEATURES

- Can be worn on either the left or right side
- Durable and adjustable length boom arm for easy placement and positioning
- Modular design allows for field replaceable parts when necessary
- Can be used wireless or wired with optional phantom power adapter
- Available in beige and black
- 3 year warranty

APPLICATIONS

- Speech
- Stage performances
- Presentations



APS910



APS911



ADPHT73PIN



ADPHT74PIN



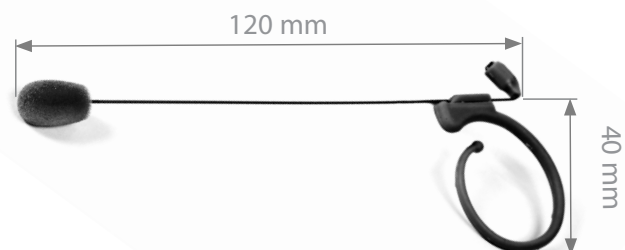
ADPHT725

HT7

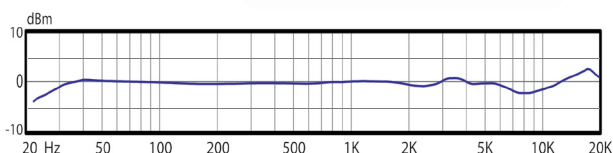
SPECIFICATIONS

Transducer Type	Pre-Polarized Condenser
Frequency Response	20 Hz - 20 kHz
Polar Pattern	Omnidirectional
Output Impedance	2000 ohms
Sensitivity	17 mV / Pa @ 1k
Maximum SPL	≥ 135 dB
Power Requirements	5-48V DC
Connector	3-pin XLRf, 4-pin XLRf, 2.5 mm connector
Materials / Finish	Flexible steel alloy / Black / Beige
Weight	7 g / .25 oz
Length	120 mm / 4.7 in

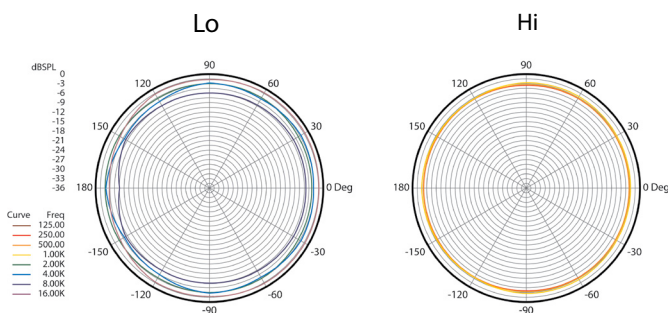
DIMENSIONS (mm)



FREQUENCY RESPONSE



POLAR PATTERNS



ARCHITECT AND ENGINEER SPECIFICATIONS

The microphone shall be a back plate pre-polarized condenser with an omni-directional polar pattern. The microphone shall operate on 5-52 Volts biased from a wireless bodypack or phantom power and the nominal output impedance shall be equal to 2000 ohms at 1 kHz. The microphone shall have a sensitivity of 17 mV / Pa at 1 kHz. The microphone shall have a maximum SPL level of ≥ 135 dB with a THD of 0.5%. The earset shall be made of composite material and the 0.7 mm boom arm of steel alloy supporting the microphone element.

OPERATION AND MAINTENANCE

The HT7 microphone is designed for use with wireless bodypack systems such as the Audix Performance Series wireless. The HT7 may be used with other brands of wireless bodypacks. A selection of adapters is available depending on the input connectors of the body pack.

Hard-wired applications: The HT7 may be used for hard-wired applications with the addition of either APS910 or APS911 phantom power adapters.

Note: the APS910 and APS911 use 3-pin configurations requiring the ADHT73PIN adapter for wired applications. The phantom power adapters require a standard XLR mic cable from the adaptor to the input on the audio console.

When using the HT7 in a wireless mode, plug the cable into one of the "mic level" inputs on the mixer, console, or recording device. The HT7 will NOT operate without phantom power voltage (5-52 Volts recommended) which is available on most professional mic preamps and mixing devices. If phantom power is not available on your equipment, the Audix APS911 battery operated phantom power supply may be used. Avoid plugging or unplugging the microphone from a PA system unless the channel is muted or the volume of the system is turned down. Failure to do so may result in a loud "popping" noise which could seriously damage the speakers in the PA system.

USER TIPS

The HT7 is designed so that the ear piece is worn around either the left or right ear. Simply fasten the ear piece around the ear so that the boom arm projects below the ear towards the mouth. If the user has long hair, the back of the headset will be completely hidden. The microphone is at the very end of the flexible boom and should be positioned slightly below the cheek towards the corner of the mouth. The boom arm is flexible and can be contoured to hug closely to the face as needed. To avoid popping, the microphone is designed to pick up sound from a distance. The windscreens is recommended for outdoor use of the microphone. DO NOT place the microphone directly in front of the mouth or in the airflow path of the nose.

Further miking techniques may be found at www.audixusa.com.

PRODUCT REGISTRATION: Please register your product online at www.audixusa.com/docs_12/about/product_registration.shtml.

SERVICE AND WARRANTY: This microphone is under warranty for a period of 3 years to be free of defects in material and workmanship. In the event of a product failure due to materials or workmanship, Audix will repair or replace said product at no charge with proof of purchase. Audix does not pay or reimburse shipping costs for warranty repairs or returns. The warranty excludes any causes other than manufacturing defects, such as normal wear, abuse, environmental damage, shipping damage or failure to use or maintain the product per the supplied instructions. No Implied Warranties: All implied warranties, including but not limited to implied warranties of merchantability and fitness for a particular purpose are hereby excluded. The liability of Audix, if any, for damages relating to allegedly defective products shall be limited to the actual price paid by Dealer for such products and shall in no event include incidental or consequential damages of any kind. Should your microphone fail in any way, please contact the Audix Service department at 503.682.6933. A Return Authorization is required before returning any product. OTHER THAN THIS WARRANTY, AUDIX MAKES NO WARRANTIES, EXPRESS OR IMPLIED, WITH RESPECT TO THE PRODUCTS, THE USE OF THE PRODUCTS, THE PERFORMANCE OF THE PRODUCTS. AUDIX SHALL NOT BE LIABLE FOR SPECIAL INCIDENTAL, CONSEQUENTIAL, INDIRECT OR SIMILAR DAMAGES ARISING FROM OR BASED ON THE SALE, USE, STORAGE OR DISPOSAL OF THE PRODUCTS, AUDIX'S SERVICEWORK, BREACH OF WARRANTY, BREACH OF CONTRACT. NEGLIGENCE, OR ANY OTHER THEORY OF LIABILITY, EVEN IF AUDIX HAS BEEN ADVISED OF THE POSSIBILITY OF SUCH DAMAGES.

ALL SPECIFICATIONS SUBJECT TO CHANGE WITHOUT NOTICE.

CE UK CA
www.audixusa.com
503.682.6933 Fax: 503.682.7114
Audix Corporation 9400 SW Barber St. Wilsonville, OR 97070

AUDIX®