

Servoreeler® Systems

with Audix M3 Tri-Element Hanging Microphone

OVERVIEW

Servoreelers were developed to enable motorized deployment, positioning and retraction of a "live" suspended microphone. Their unique, patented designs deploy and retract suspended microphones by remote or computer control without affecting sound or signal quality. Servoreelers make the use of suspended microphones plausible in environments where they may otherwise be unwelcome, providing out-of-sight storage of hanging ceiling microphones when not in use, and silent deployment of ceiling microphones to determined stop point placement for ideal coverage when required.

Combined with the Audix M3 tri-element hanging microphone, users can achieve clear and authentic audio quality for a range of applications, such as video and teleconferencing, government and courtroom applications, lecture and distance learning, choir and symphonic miking, among others.

Servoreeler model # SRL-4 is exclusively configured for the Audix M3 Microphone and gives up to 4' of deployment capacity. The SRL-4 is sold separately through Servoreeler. The M3 microphone is sold directly through Audix. Contact Servoreeler for pricing information: 718-464-9400 srsystems@servoreelers.com www.servoreelers.com

M3 MODEL VARIATIONS

(Includes extra cable length required by Servoreeler)

M3WSERVO – white

M3GSERVO – grey

SUPPLIED ACCESSORIES

ANCHRJB60V2 – Seismic/fire strain relief

CBLM3TERM – Breakout cable consisting of RJ45 female to 3 terminal block connectors

SERVOREELER SYSTEMS AUDIX M3 MODEL

SRL-4

OPTIONAL SERVOREELER SYSTEMS ACCESSORIES

BZ-3 – In ceiling bezel for Audix M3

SRC-6 – Controller



FEATURES

- Deploy, retract and position hanging ceiling microphones with the touch of a button
- Store microphones out-of-sight when not in use
- Consistent, ideal height and placement of microphones for ideal coverage
- Interfaces with control systems such as AMX and Crestron
- Easy-to-install

APPLICATIONS

- Video Conferencing
- Teleconferencing
- Distance Learning
- Classrooms
- Courtrooms
- Boardrooms
- Hospital and Medical Procedure
- Zone Capture
- Huddle Rooms
- Ambient room miking



With M3G6 microphone deployed



Top panel



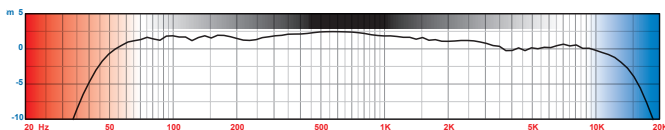
View looking up at ceiling with M3GSERVO microphone stored

M3

SPECIFICATIONS

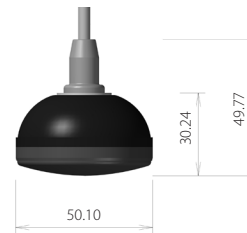
Transducer Type	Pre-Polarized Condenser
Frequency Response	30 Hz – 19 kHz
Optimized Response	70 Hz – 9 kHz (see chart)
Polar Pattern	Hypercardioid
Output Impedance	150 Ohms balanced
Sensitivity	34 mV / Pa @ 1k
Off Axis Rejection	1 capsule >23 dB at 180° relative to 0° 2 capsules >18 dB at 120° 3 capsules >9 dB at 60°
Signal/Noise Ratio (A-weighted)	72 dB
Equivalent Noise Level (A-weighted)	22 dB (A weighted)
Maximum SPL @ .5% THD	≥128 dB
Dynamic Range	106 dB
Power Requirements	18 – 52 Volts phantom
Cable/Connector	Terminal block or XLR
Polarity	Positive pressure on diaphragm produces positive voltage on pin 2 relative to pin 3
Weight	95 grams (microphone only) / 3.32 ounces
Diameter	50 mm (2 inches)
Length	30 mm (1.2 inches)

Frequency Response (see key to the right)



ARCHITECT AND ENGINEER SPECIFICATIONS

The microphone shall be of the condenser type with three elements having a hypercardioid polar pattern. The microphone shall be protected from RF interference. The microphone shall have a fully integrated preamp circuitry housed within a plenum rated junction box. The microphone shall consist of three individual circuits each operating on 18-52 Volts DC and the nominal output impedance shall be equal to 150 Ohms at 1 kHz. The microphone shall have a sensitivity of 34 mV / Pa at 1 kHz and a maximum SPL level of ≥ 128 dB with THD of 0.5%. The microphone housing shall be machined out of brass with a steel mesh protective grill. The outer dimensions shall be 50mm in diameter by 30 mm in length. The microphone shall be the Audix M3. Further miking techniques may be found at www.audixusa.com.



Low Frequency Noise

Frequencies below 70Hz minimized in order to reduce boominess, hum, rumble, table noises, HVAC, ambient interference.

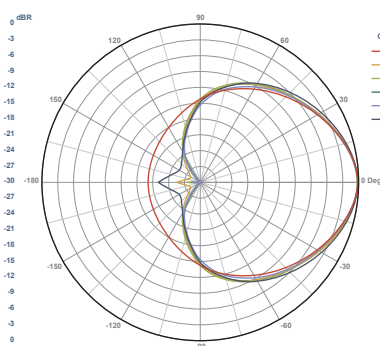
High Frequency Noise

Frequencies above 9 kHz minimized in order to reduce unwanted noise from paper shuffling, keyboards, HVAC, fan noise, ambient interference.

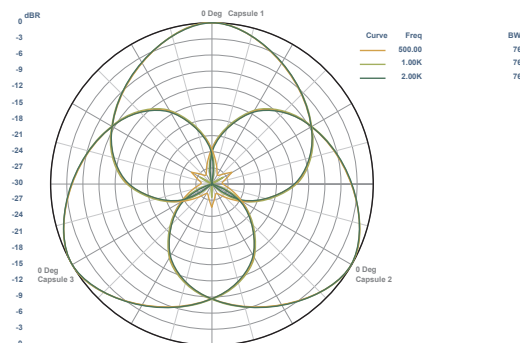
Ideal for Vocal Clarity and Voice Recognition

Frequencies between 200Hz – 1kHz are optimized for speech.

M3 Polar x 1



M3 Polar x 3



PRODUCT REGISTRATION: Please register your product online at www.audixusa.com/docs_12/about/product_registration.shtml.

SERVICE AND WARRANTY: This microphone is under warranty for a period of 3 year to be free of defects in material and workmanship. In the event of a product failure due to materials or workmanship, Audix will repair or replace said product at no charge with proof of purchase. Audix does not pay or reimburse shipping costs for warranty repairs or returns. The warranty excludes any causes other than manufacturing defects, such as normal wear, abuse, environmental damage, shipping damage or failure to use or maintain the product per the supplied instructions. No Implied Warranties: All implied warranties, including but not limited to implied warranties of merchantability and fitness for a particular purpose are hereby excluded. The liability of Audix, if any, for damages relating to allegedly defective products shall be limited to the actual price paid by Dealer for such products and shall in no event include incidental or consequential damages of any kind. Should your microphone fail in any way, please contact the Audix Service department at 503.682.6933. A Return Authorization is required before returning any product. OTHER THAN THIS WARRANTY, AUDIX MAKES NO WARRANTIES, EXPRESS OR IMPLIED, WITH RESPECT TO THE PRODUCTS, THE USE OF THE PRODUCTS, THE PERFORMANCE OF THE PRODUCTS. AUDIX SHALL NOT BE LIABLE FOR SPECIAL INCIDENTAL, CONSEQUENTIAL, INDIRECT OR SIMILAR DAMAGES ARISING FROM OR BASED ON THE SALE, USE, STORAGE OR DISPOSAL OF THE PRODUCTS, AUDIX'S SERVICE WORK, BREACH OF WARRANTY, BREACH OF CONTRACT. NEGLIGENCE, OR ANY OTHER THEORY OF LIABILITY, EVEN IF AUDIX HAS BEEN ADVISED OF THE POSSIBILITY OF SUCH DAMAGES.

ALL SPECIFICATIONS SUBJECT TO CHANGE WITHOUT NOTICE.


www.audixusa.com
 503.682.6933 Fax: 503.682.7114
 Audix Corporation 9400 SW Barber St. Wilsonville, OR 97070

AUDIX